

ROAD

FROM FAST, LIGHT AND MINIMAL HIGH-PERFORMANCE MACHINES TO BIKES FOR MULTI-DAY EPICS ON MULTI-SURFACE ROUTES, OUR ROAD LINE UP HAS YOU COVERED.

PERFORMANCE

ENDURANCE

ADVENTURE / CROSS

VAMOOTS RSL

smooth

VAMOOTS CR

chip seal

VAMOOTS DR

rough pavement

VAMOOTS

dirt

ROUTT

gravel

ROUTT 45

cross race

PSYCHLO X RSL



VAMOOTS RSL

pure road performance - stiff and light - tight handling
fast acceleration - smooth - balanced ride - titanium durability

LIGHTWEIGHT our proprietary, butted titanium tube set reduces weight and maintains stiffness and durability

STIFF our butted tube set combined with our tapered technology maximizes bottom bracket stiffness for quick acceleration

DESIGNED TO FIT nine sizes and nine designs, all angles, tube lengths, tube diameters and wall thicknesses are size-selected to create the perfect ride

COMMON OPTIONS tapered, fork-compatible 44mm head tube, internal electronic compatible, pump peg, chain hanger, custom sizing, 1cm head tube length



VAMOOTS CR

performance road - tight handling - fast acceleration
comfortable - balanced - durable - fun - handcrafted value

BALANCED DESIGN our size-specific tubing and size-specific design create the perfect balance of performance, comfort, fit and feel throughout the size range

VERSATILE fast, yet comfortable on hard group rides, fondos, long solo days and smooth dirt epics

TIMELESS DURABILITY we combine the best materials with the best craftsmanship to deliver long-term performance with our lifetime warranty

COMMON OPTIONS internal electronic compatible, pump peg, chain hanger, custom sizing, 1cm head tube length, S 6 S couplers, tapered, fork-compatible 44mm head tube



VAMOOTS DR

endurance fit - disc brake - 29mm tire clearance
comfortable - predictable handling - fun

DESIGNED FOR COMFORT designed with a more upright riding position and proper geometry for long solo adventures and group rides, disc brakes provide superior braking in any conditions

BALANCED DESIGN the 44mm head tube, mated with a tapered fork in combination with wishbone seat stays, provides a confidence-inspiring platform

VERSATILE with skinny 23c tires, the DR provides a perfect endurance road platform and with 29mm tires, the DR delivers confidence and comfort on the roads much less travelled

COMMON OPTIONS internal electronic compatible, pump peg, fender eyelets, chain hanger, rack eyelets, custom sizing, 1cm head tube length, S 6 S couplers, 142 x 12 thru-axle



VAMOOTS

classic design - endurance fit - comfortable - solid
predictable handling - fun - 29mm tire clearance

DESIGNED FOR COMFORT a more upright riding position with proper geometry for longer rides, tuned for comfort and finished off in a classic design

SMOOTH AND STABLE built with endurance geometry and our most compliant tube set, stable, predictable, comfortable and fun to ride

TIMELESS DURABILITY we combine the best materials with the best craftsmanship to deliver long-term performance with our lifetime warranty

COMMON OPTIONS internal electronic compatible, pump peg, fender eyelets, chain hanger, rack eyelets, custom sizing, 1cm head tube length, S 6 S couplers



ROUTT

long-haul dirt and gravel rides - cyclocross
light touring - 34mm tire clearance

DIRT ROAD DESIGN the Routt is an evolution of our longtime Psychlo X race bike, but built a little lower, more stable and primed to explore all the roads less travelled

DIRT ROAD DURABILITY rough dirt roads are hard on bikes, with flying rocks, endless washboard and frequent washouts; the Routt is designed to handle them all...for a lifetime

VERSATILE from 23mm skinny tires to 34mm fannies and paved road to two-track, this is the true multi-tool of bike designs equipped with disc brakes

COMMON OPTIONS electronic compatible, disc post mount, fender eyelets, third water bottle mount, rack eyelets, pump peg, VBB suspension, custom sizing, 1cm head tube length, S 6 S couplers, 142 x 12 thru-axle



ROUTT 45

gravel and dirt - road and double track - exploring
longer touring - 41mm tire clearance

MORE CHOICES, MORE FUN building off the Routt, we added longer chain stays to provide a stable platform and the compatibility for 41mm wide tires, opening the door to more and more mixed-surface miles

DURABILITY designed and built to go capably where the roads get progressively rougher, the Routt 45 will perform for a lifetime

VERSATILE 23mm skinny tires to 41mm knobbies, and paved road to rough two-track, this is the uber multi-tool of bike designs equipped with disc brakes

COMMON OPTIONS internal electronic compatible, disc post mount, fender eyelets, third water bottle mount, rack eyelets, pump peg, custom sizing, 1cm head tube length, S 6 S couplers, 142 x 12 thru-axle



PSYCHLO X RSL

pure cyclocross performance - quick handling - pinpoint geometry
balanced under pedal and on shoulder - the bomb-proof ride of Ti

STIFF our titanium, butted tube set combined with our tapered technology maximize bottom bracket stiffness for quick acceleration

FEEL the perfect balance of form, function and fit bring rider and machine seamlessly together

LIGHTWEIGHT the seven butted tubes reduce weight and maintain stiffness and durability while tapered seat and chain stays keep the ride quality balanced

COMMON OPTIONS internal electronic compatible, built without chain stay bridge for added mud clearance, cantilever, 142 x 12 thru-axle

HANDCRAFTED IN STEAMBOAT SPRINGS, CO

YOUR RIDE

MOOTS

OUR BIKES

U.S. MADE SINCE 1981



MOUNTAIN

FROM ENDURANCE RACING TO ENDLESS SINGLE-TRACK WANDERING, AND AFTER-WORK LOOPS TO YOUR DIVIDE EPICS, OUR FLEET OF MOUNTAIN BIKES ARE AS CAPABLE OFF THE LINE AS THEY ARE DURABLE TO THE FINISH

PERFORMANCE

ENDURANCE

SPECIALTY

MOOTO X RSL

race

ROGUE RSL

cross-country

MOOTO X YBB

single-track

MOOTO X 120

adventure

DIVIDE

trail

FROSTHAMMER

snow



MOOTO X RSL 29"

single-track speedster - quick, light and tight handling
great climber - solid and durable

STIFF AND LIGHT our Pi-Tech titanium tube set in combination with our tapered technology create the perfect balance of stiffness, weight, durability and comfort

DESIGNED TO FIT our tuned ride design creates the perfect position and tube selection to ensure the bike will perform and handle perfectly

FAST for over 15 years we've continuously fine-tuned our 29" bike designs in an effort to deliver one of the fastest-feeling bikes on the trail

COMMON OPTIONS 142 x 12 thru-axle, third water bottle, custom sizing, slider dropouts, internal electronic compatible, dropper post routing



ROGUE RSL 27.5"

single-track carver - fast and fun hardtail
durable, lightweight and comfortable

STIFF AND LIGHT our Pi-Tech titanium tube set in combination with our tapered technology create the perfect balance of stiffness, weight, durability and comfort

DESIGNED TO FIT eight stock sizes, each with its own design, provide optimal fit and handling over a wide variety of terrain

LIFETIME DURABILITY we use the highest quality, U.S.-made materials and construction techniques ensuring a lifetime bike ideal for hard, fast riding

COMMON OPTIONS 142 x 12 thru-axle, third water bottle, slider dropouts, custom sizing, internal electronic compatible, dropper post routing



MOOTO X YBB 29"

versatile, cross-country stand out - for short after-hours rides
and multi-day endeavors - big wheels and light travel

VERSATILE the go-to, big-wheeled machine for every off-road occasion, featuring just enough suspension to take the edge off, reduce trail chatter and not slow you down

LIFETIME DURABILITY the YBB is going into its 26th year of production as the cross-country rider's dream machine; yours will last just as long

BALANCED DESIGN our Pi-Tech tubing allows us to build each size with detailed attention to ride quality from smallest to biggest size in the fleet, stock with 142 x 12 thru-axle for improved rear triangle stiffness

COMMON OPTIONS slider dropouts, dropper post routing, custom sizing, internal electronic compatible



ROGUE YBB 27.5"

legendary YBB softtail - mid-wheel size - cross-country arrow
pivotless suspension for precise handling

VERSATILE the smaller-wheeled brethren to the Mooto X YBB, it's a versatile, go-to machine for every off-road occasion with just enough suspension to take the edge off and not slow you down

LIFETIME DURABILITY the YBB is going into its 26th year of production as the cross-country rider's dream machine; yours will last just as long

BALANCED DESIGN our Pi-Tech tubing and size-specific design allow us to build each size of frame with detailed attention to ride quality now stock with 142 x 12 thru-axle for improved rear triangle stiffness

COMMON OPTIONS slider dropouts, dropper post routing, custom sizing, internal electronic compatible



MOOTO X 120 29"

big wheels and big fun - classic hardtail design
with modern-day 120mm travel fork

VERSATILE a low-fuss, hardtail workhorse delivers precise handling for all types of cross-country riding, 120mm fork stretches the fun factor

LIFETIME DURABILITY the best U.S.-made titanium tubing combined with the best in-house processes possible make for the most durable frame your money can buy

HANDBUILT QUALITY all of our bikes are made in our facility in Steamboat Springs, CO, by a group of dedicated craftsmen and avid cyclists, assuring every bike is right every time

COMMON OPTIONS slider dropouts, 142 x 12 rear thru-axle, custom sizing, rack eyelets, third water bottle location, internal electronic compatible



MX DIVIDE 29"

big-wheeled, cross-country fun with a single-track suspension and
4" travel - it's fun, up, down, over and across anything you throw its way

FUSION LINK SUSPENSION developed with the Sotto Design team, this system optimizes today's rear shock design by fine-tuning each millimeter of travel for efficiency and comfort

BALANCED DESIGN with six stock sizes, we apply our tuned ride design approach to fit a broad spectrum of rider sizes, a Fox Float CTD Kashima Coat rear shock and 142 x 12 thru-axle complete the package

FEEL with a plush 4" travel front and rear, it's efficient and fun

COMMON OPTIONS dropper post routing, Divide 29"



FROSTHAMMER

snow floater extraordinaire - 4.8" tire capacity
29+ compatibility - all-season

SNOW FUN the latest generation Moots fat tire bike developed in our backyard with the biggest tire compatibility yet designed for front suspension

RIGHT FOR THE JOB after 10+ years building it, riding it and fine-tuning it, this evolved design excels in every condition the seasons throw your way - for snow, 26 x 4.8" - for dirt, 29 x 3.0"

LIFETIME DURABILITY the best U.S.-made titanium tubing combined with the best in-house processes make for the most durable frame your money can buy

COMMON OPTIONS rack eyelets, post mount, 197x 12 rear thru-axle, dropper post routing, Frosti 4" tire size option



LIFETIME DURABILITY Every Moots frame carries a lifetime warranty against any defects in material and workmanship. Titanium is the most durable bike frame material available, providing confidence no matter the conditions. Starting with the highest quality materials we take extra steps such as utilizing our double-pass welding system to assure the strongest possible bike.



INTERNAL DOUBLE-BUTTED TUBE SET Working with Reynolds in the UK we have tubing cold worked to make it consistently thin in the center while maintaining thickness at the ends. Internally butting the tubes keeps the outside diameter as big as possible while maintaining the walls. This technique ensures the material is worked to the proper dimension for the maximum strength-to-weight ratio.



TAPERED TECHNOLOGY Used throughout our flagship RSL line of bikes, we swage taper and shape our tubes in-house to provide the greatest bottom bracket stiffness, which gives the best pedal efficiency while delivering a smooth ride by tapering the diameter down at the dropouts. Our Vamoorts RSL utilizes a 1" tapered chain stay in a very thin wall to maximize performance.



TUNED RIDE Tuning the ride of a bike for the purpose for which it is designed requires the right materials selection and years of experience. Our Pi-Tech tube sets utilize 30 different tube dimensions depending on purpose and size. We stock 3 wall thicknesses to optimize durability, weight and stiffness. Each model's geometry and tubing are selected for optimal handling and feel to every bike we make.



CUSTOM DESIGN Although we do many stock sizes to fit the majority of men and women, when custom fitting and sizing is needed the ideal fit is very simple to achieve. Working through our dealer network of qualified fitters we will design the perfect fitting bike for the ride you want. Proper fit is key to the best riding bike.



FUSION LINK DESIGN Working with the wizards at the Sotto Group we achieved our goal of creating a suspension design which provides a plush and efficient ride. Both our 29" Divide and our 29" MX Divide utilize 4" of travel front and rear to soak up bumps while Moots proven fit and geometries complete the link to the trail.

Detailed features and specifications available at: MOOTS.COM

Detailed features and specifications available at: MOOTS.COM



DESIGNED FOR YOU

PRECISION CRAFTED | LIFETIME DURABILITY | PURPOSE-BUILT BIKES



MATERIAL QUALITY

For the last 20 years our tubing has been milled for us in a town in Central Washington. The ISO-certified mill produces our seamless, thin-walled CWSR 3/2.5 Pi-Tech tubing maintaining the highest quality standards. Our partnership has taught both of us how to develop new sizes and specifications with the best properties to build frames that are both lightweight and strong.

25% VANADIUM
5% ALUMINIUM
94.5% TITANIUM

3/2.5

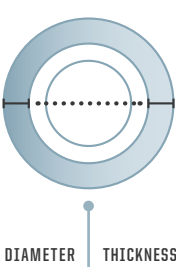
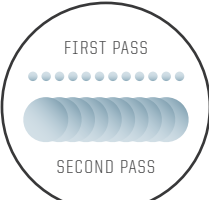
SANDVIK SPECIAL METALS
KENNEWICK, WASHINGTON

COMPONENTS

We bring the same quality and attention to detail to each of our components that go into each and every frame we make. Choose from two different stem styles, seatpost models and flat handlebars in a variety of sizes. Also available are road forks, cross forks and headset spacers. Our components help to not only create the perfect ride but also provide the perfect complement to our frames.

LIFETIME DURABILITY

When the highest quality materials are constructed using proven techniques, the ability to guarantee what we make is not only pretty easy, it's also the right thing to do. Simply put, we stand behind everything we sell against failures in materials and workmanship, period. One way we can do this is by using our double-pass weld technique, ensuring the strongest joint possible. The **first pass** is done using no weld wire, creating a root pass. When the **second pass** is completed, the strength is only surpassed by the beauty of our Moots signature weld. The culmination of our entire design and build process is a bike backed by a lifetime warranty.



DIAMETER THICKNESS

TUNED RIDE

Our design team uses a vast variety of tubing, their intimate knowledge of the properties of titanium and decades of experience to perfectly tune the ride of each and every bike. Based on the model and size of frame, the tube diameter and wall thickness vary in order to deliver a ride perfectly balanced for stiffness, feel, comfort, weight and lifetime durability.

USA MANUFACTURING

For many, touring our manufacturing facility is a ritual where they can meet the very people that cut, welded and finished their bike frame. We're proud of what we make and how we make it, right in the heart of the Colorado high country and sold throughout the US and around the world.

★
U.S.A.

100% AMERICAN MADE
COLORADO CRAFTED

INTERNAL DOUBLE-BUTTED TUBE SET

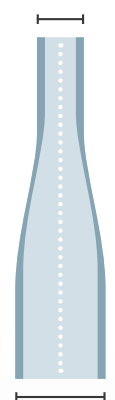
Teaming up with the experts at **Reynolds Technologies**, we utilize an internally butted set of tubes that provide the thinnest walls with the greatest consistency, giving us large diameter, lightweight tubes. This technique maintains proper thickness at the joints and maintains the outside diameter of each tube, saving weight without sacrificing stiffness.



THINNEST WALLS.
GREATEST CONSISTENCY.

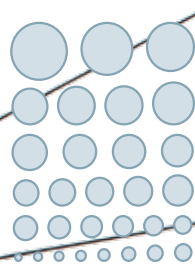
TAPERED TECHNOLOGY

For bike designers, the ability to custom shape tubing provides the opportunity to fine-tune the ride characteristics of every bike. At Moots, we look at every tubing selection as a chance to perfect the build, right down to the chain stays and seat stays. Each of our shaped and tapered chain stays, including our **1" tapered chain stay**, optimizes the material and shape to reduce weight while maximizing stiffness, tire clearance and comfort to deliver the best ride possible.



CUSTOM DESIGN

30 TUBE SIZES

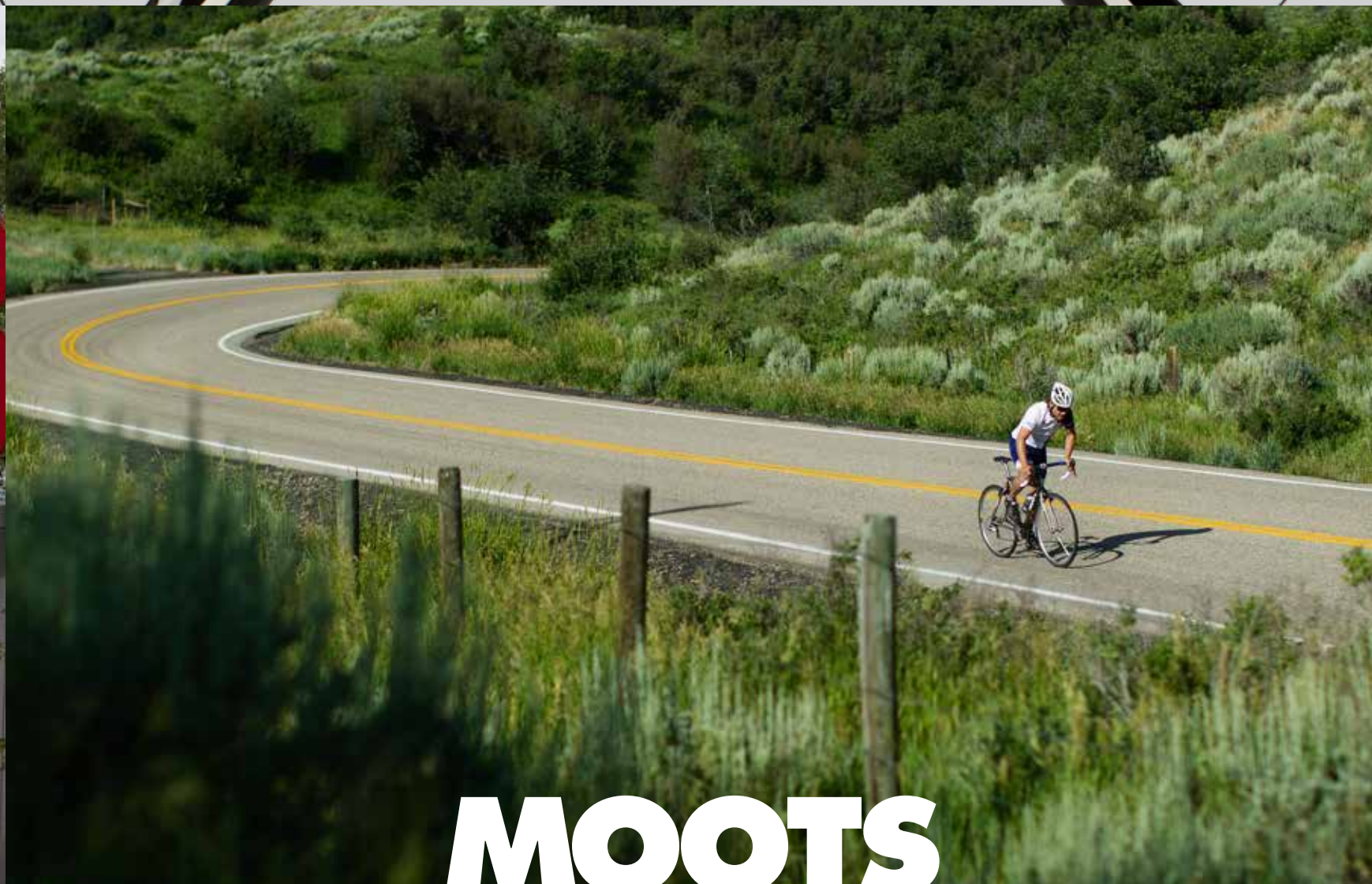


Today's Moots designs are a result of volumes of experience designing all styles of bikes. For 29 years we have worked exclusively in titanium, working closely with tube mills to develop a selection of over 30 different sizes of tubes that allow us to dial in the ride of every bike we make. Since the early 80s we have literally built thousands of custom bikes for a broad spectrum of riders seeking the full gamut of uses from riding around the world to outprinting the pack at the world championships.



1981
Steamboat Springs, CO
ELEVATION: 6,695 FEET

Detailed features and specifications available at MOOTS.COM



BUILD IT. RIDE IT. ...OUR PROVING GROUNDS

We often talk about excellence in materials, craftsmanship and design, because metal work of the highest quality is what we do day in and day out. But above all, we live by a "Build It, Ride It" philosophy that provides us with a continuous product performance feedback loop. The only real goal we have is to build the best riding bikes, period.

Since 1981, the paved and gravel roads and single-track of Steamboat Springs, Colorado, have served as both our playground and proving grounds for all our products. Each person at Moots is inspired by our local rides to help perfect our bikes and components. Whether it is a tubing tweak here or an angle adjustment there, or in some cases, a whole new design, we are constantly testing and improving the ride of our bikes in order to get it just right for its intended use. Our proving grounds bear the names Emerald Mountain, Cow Creek, The Divide, Gore Gulch, Fish Creek Falls, Circle The Zirkels, Spring Creek, Seedhouse, 1101, Deep Creek and Airport Loop. Each one of our bikes carries a bit of the soul of these rides with them when they leave our factory. At the end of the day, our satisfaction comes not from bragging about the day's epic ride, but in knowing we are putting our bikes through the riding wringer well before they reach any of our customers.

MOOTS
HANDCRAFTED IN THE ROCKIES
(970) 879-1676 • info@moots.com
ROAD • MOUNTAIN • CROSS • CUSTOM
EST. 1981 Steamboat Springs, CO

MOOTS

2016 PRODUCT CATALOG

AFRAMEWORK PRODUCTS WARNING: MOOTS DESIGNS AND BUILDS HIGH-END CUSTOMIZED BICYCLES TO EXACTING SPECIFICATIONS. MOOTS DOES NOT TEST COMPONENTS MADE BY OTHER MANUFACTURERS TO DETERMINE COMPATIBILITY OR SAFETY WHEN USED IN COMBINATION WITH MOOTS BICYCLES OR COMPONENTS. MOOTS BICYCLES MAY NOT BE COMPATIBLE WITH ALL THIRD-PARTY PRODUCTS OR ACCESSORIES. CUSTOMER ASSUMES ALL RISKS ASSOCIATED WITH THE USE OF THIRD-PARTY PRODUCTS WITH MOOTS BICYCLES OR COMPONENTS. MOOTS, ITS AGENTS, EMPLOYEES AND OWNERS SHALL HAVE NO LIABILITY FOR ANY PERSONAL INJURY, DISEASE, DEATH, PROPERTY DAMAGE OR LOSS SUSTAINED OR CAUSED AS A RESULT OF ANY CUSTOMER'S USE OF THIRD-PARTY PRODUCTS WITH MOOTS BICYCLES OR COMPONENTS. ©2014 MOOTS CYCLES